





Partnership Overview


September 13th, 2024



About the Team



WHAT WE DO



Collect

The Team Collects Opioid, Stimulant and alcohol related overdoses and deaths for Fairfield County.



Educate

Attend events in the community to promote safe use of prescription drugs and teaching Botvin's Life Skills Training in schools.



Prevention

Host RX Take Back events in hot spots of the county as well as educate and provide Narcan to the general public.



Inspire

Promote a healthy stigma regarding treatment services for those in need.

Data Collection

EMS and Coroners

- Provide overdose reversals and deaths, along with their location, suspected drug, patient demographics and if Narcan was administered

FCSD and WPS

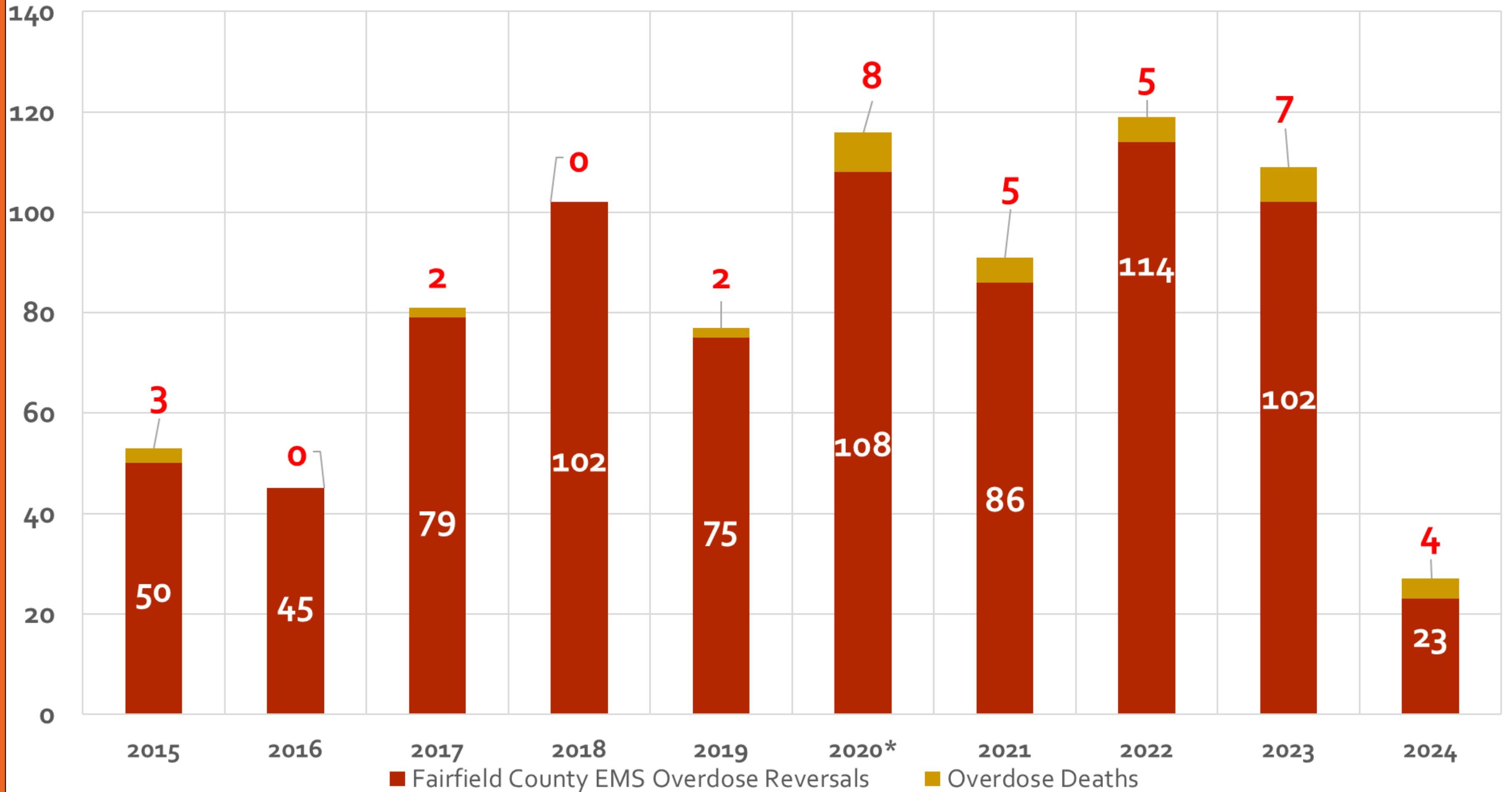
- Provide information regarding alcohol, opioid and stimulant related arrest and drug seizures

Overview

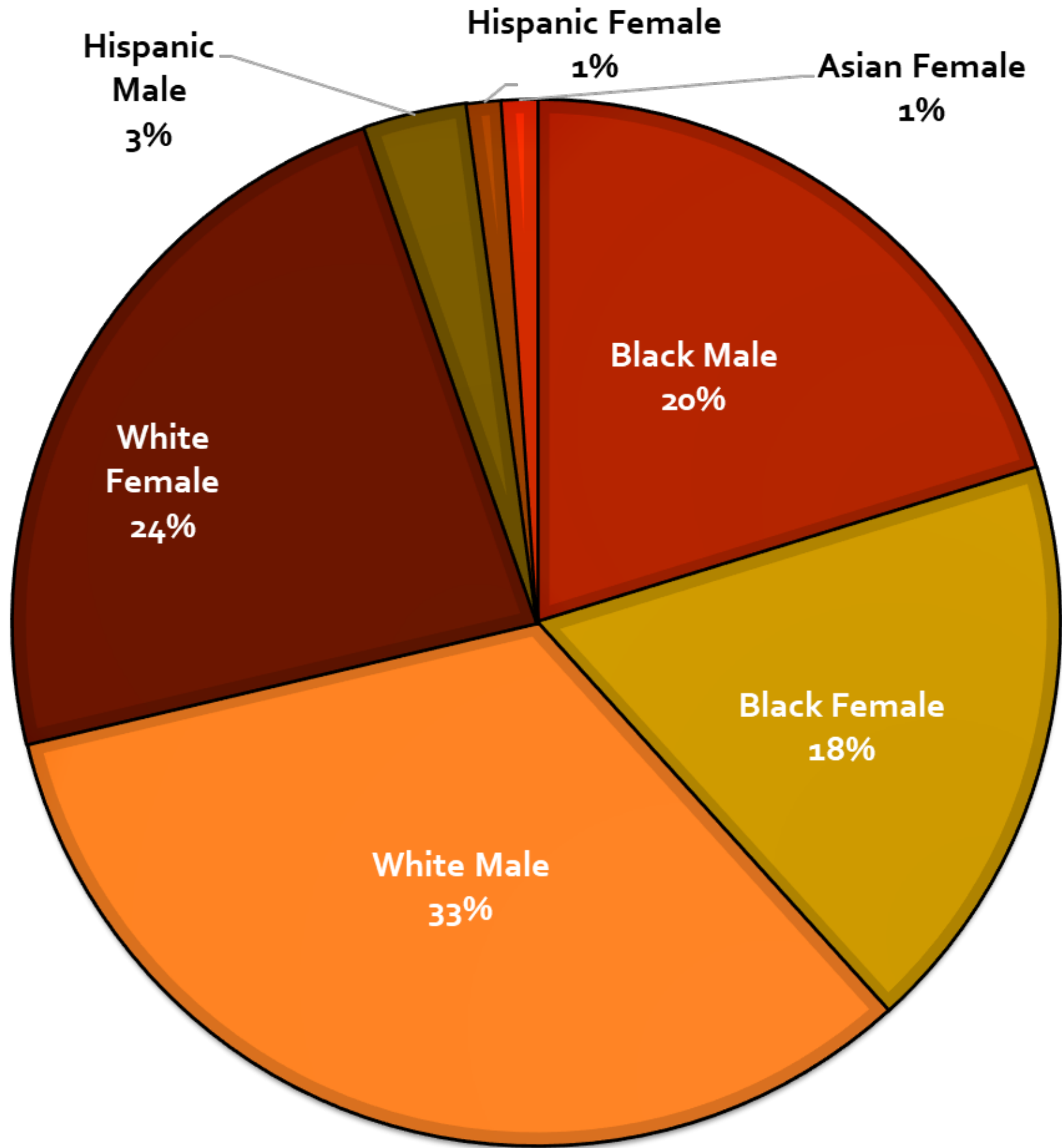
	2021	2022	2023	2024
Opioid/Stimulant Overdose Reversals	86	114	102	23
Total reversals w. Narcan used	N/A	103	63	21
Opioid/Stimulant Deaths	5	5	8	4
Opioid/Stimulant Arrests	24	122	35	98
Drug Seizures	751.87 g. and 179.5 pills	784.31 g., 599.5 pills, & 1 fl oz	311.66 g. and 42 pills	3366.96 g. and 178 pills
Total RX take backs @ events	33 people	54 people	36 people	47 people
Total RX collections	211 lbs.	111 lbs.	307 lbs.	34 lbs.

	2021 Drug Seizures		2022 Drug Seizures			2023 Drug Seizures		2024 Drug Seizures	
Drug	Weight (g)	Pill Dosage	Weight (g)	Pill Dosage	FL Oz	Weight (g)	Pill Dosage	Weight (g)	Pill Dosage
Cocaine	57.74	0	42.7	0	0	32.3	0	32.33	0
Crack	10.5	0	93	0	0	85.44	0	25.91	0
Ecstasy	0	31	0	21	0	3	8	28	0
Suboxone	0	7	0	0	0	0	0	0	0
MDMA	0	2	0	0	0	0	0	0	0
OLN	0	20	0	0	0	0	0	0	0
Methamphetamine	675.23	40	306.48	357	1	177.54	2	261.66	83
Heroin	6.1	0	189.75	6	0	0.5	0	0.5	0
Oxycodone	0	64	0	34	0	0	42	0	6
Hydrocodone	0	7	0	0	0	0	0	0	0
Opium	1	0	0	0	0	0	0	0	0
Fentanyl	1.3	1	152.38	118	0	5.38	0	18.06	26
Benzodiazepines	0	0	0	41.5	0	7	0	0	3
Barbiturates	0	5	0	5	0	0	0	0	0
LSD	0	0	0	0	0	0	0	0.5	0
Buprenorphine	0	2.5	0	0	0	0	0	0	0
Xanax	0	0	0	2	0	0	0	0	0
Tramadol	0	0	0	0	0	0	0	0	60
Hashish	0	0	0	0	0	0	0	3000	0
TOTAL	751.87 g.	179.5 pills	784.31 g.	599.5 pills	1 oz.	311.16 g.	42 pills	3366.96 g.	178 pills

Fairfield County EMS Opioid Overdose Reversals & Deaths

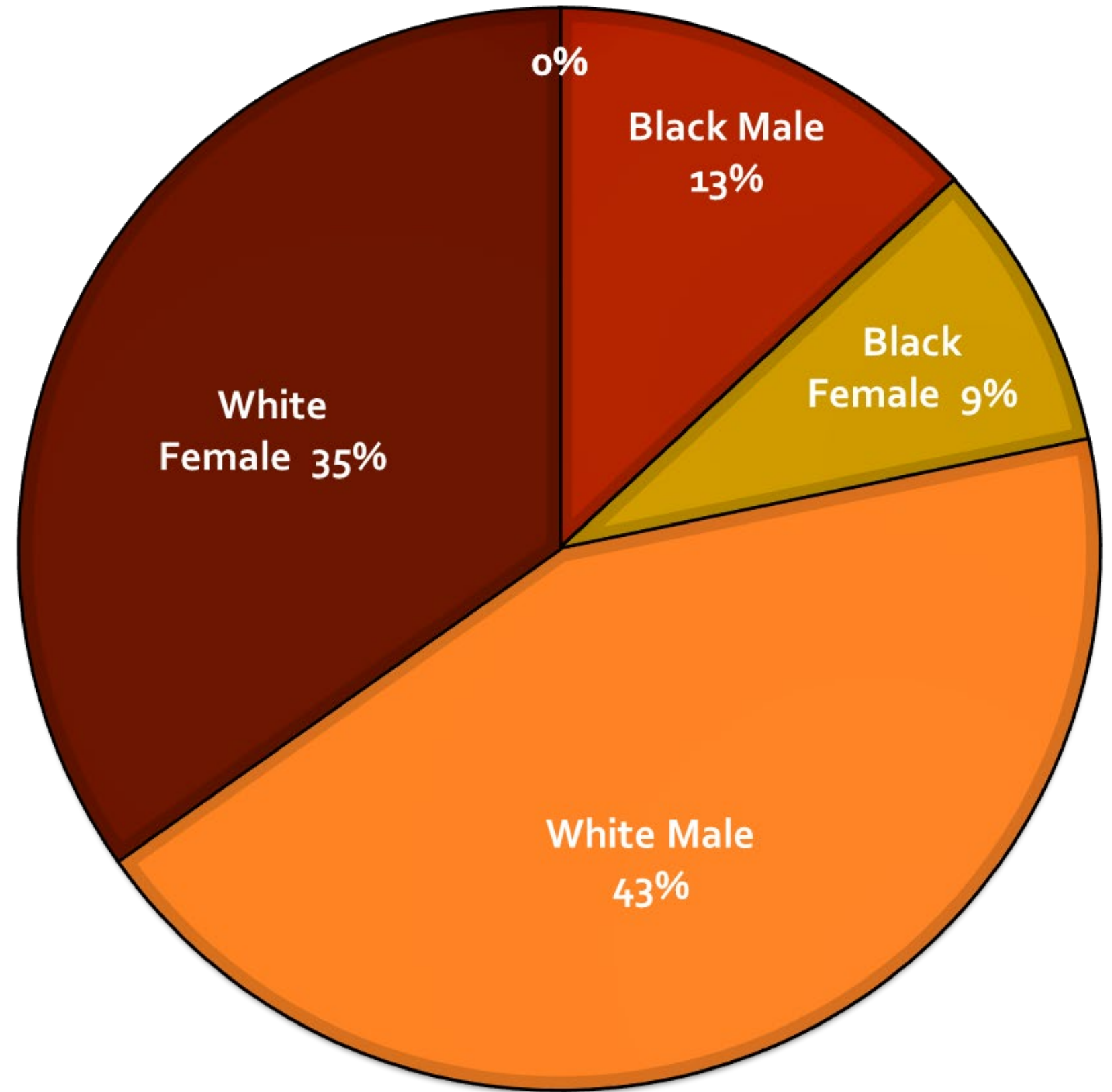


2023 Overdose By Race/Gender



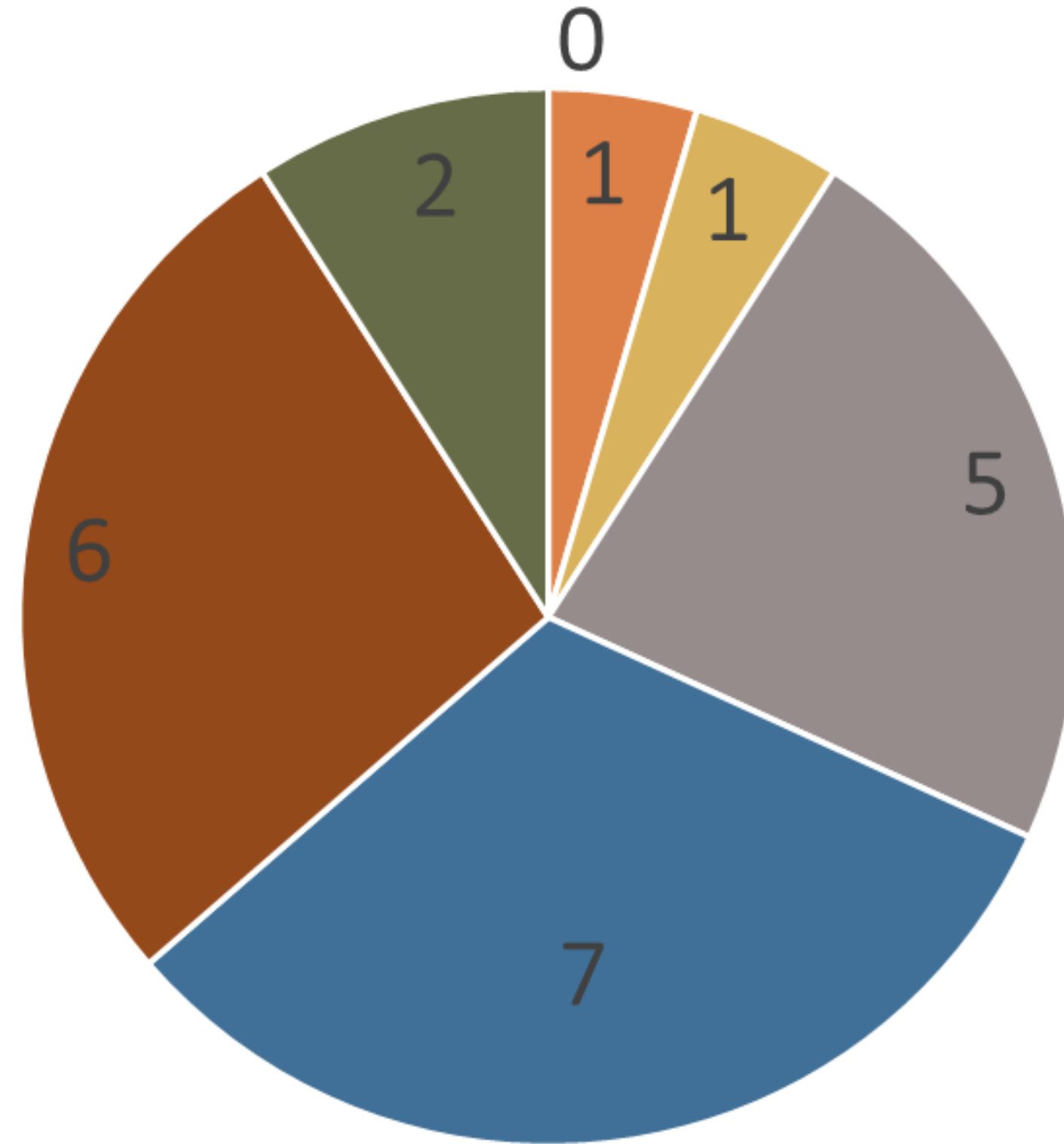
- Black Male
- White Female
- Asian Female
- Black Female
- Hispanic Male
- White Male
- Hispanic Female

2024 Overdoses by Race/Gender



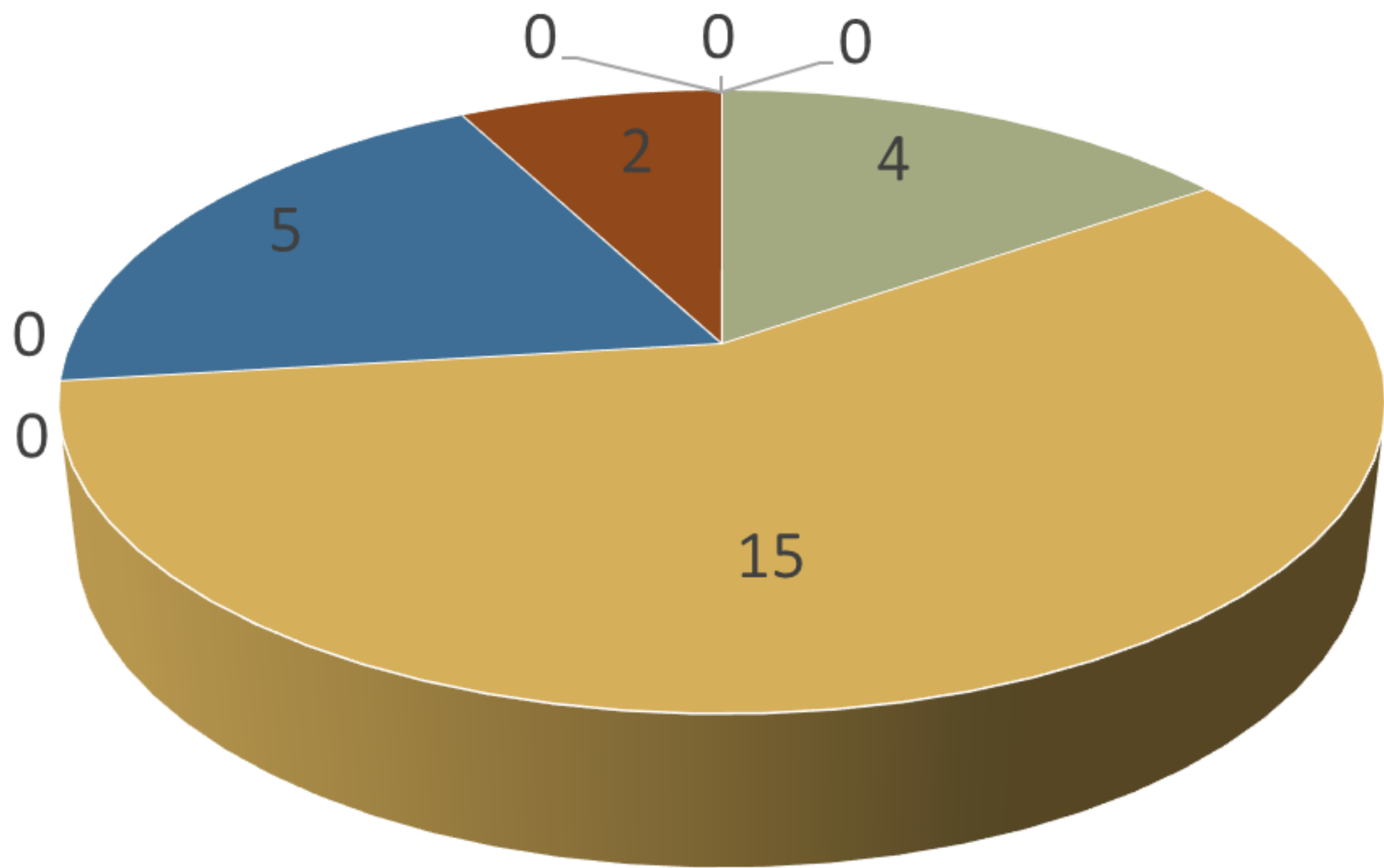
- Black Male
- White Female
- Black Female
- Hispanic Male
- White Male
- Hispanic Female

Opioid Related Overdoses By Age



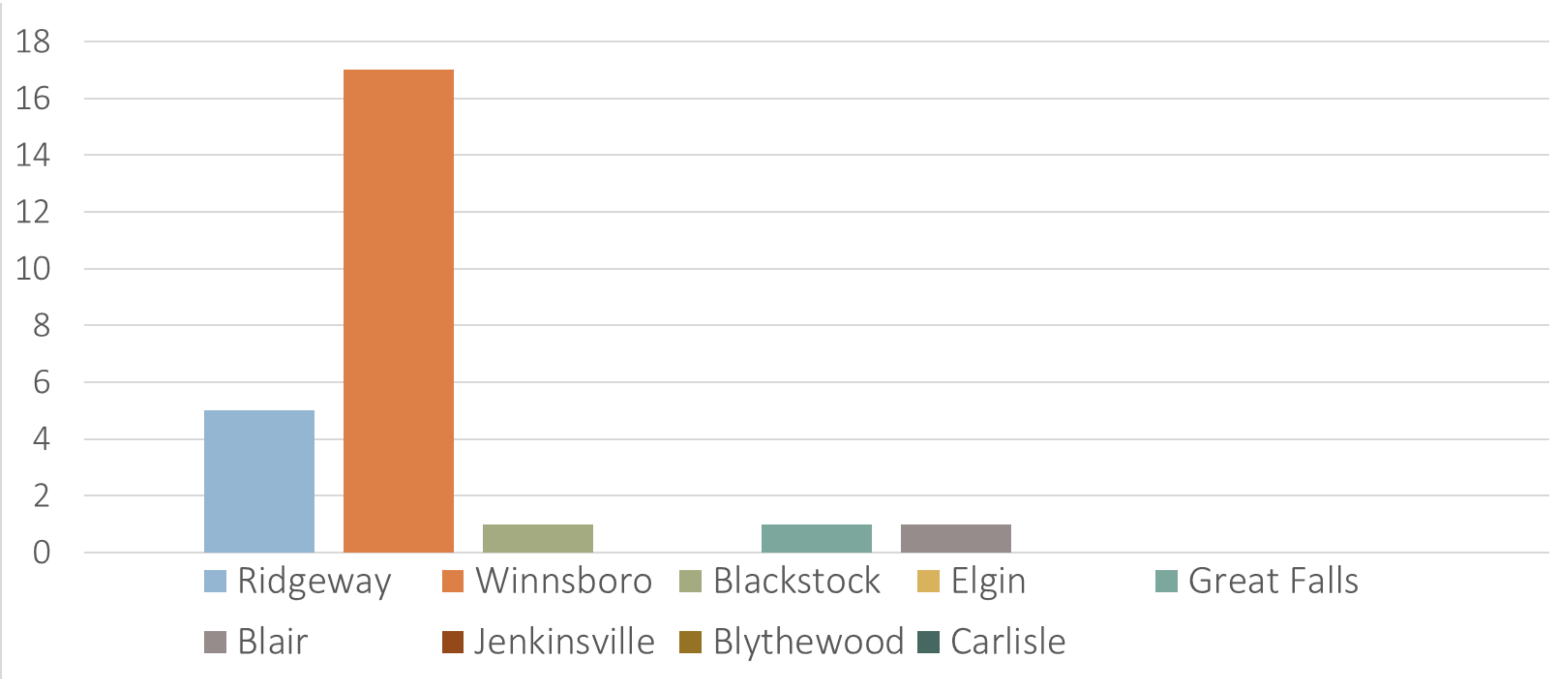
■ 0-17 ■ 18-24 ■ 25-34 ■ 35-44 ■ 45-54 ■ 55-64 ■ 65+

Overdose by Type



- Prescriptions
- Heroin
- Unknown Opioid
- Other/Unknown
- Cocaine
- Morphine
- Fentanyl
- Oxycodone
- Methdone

Opioid Overdoses by Location



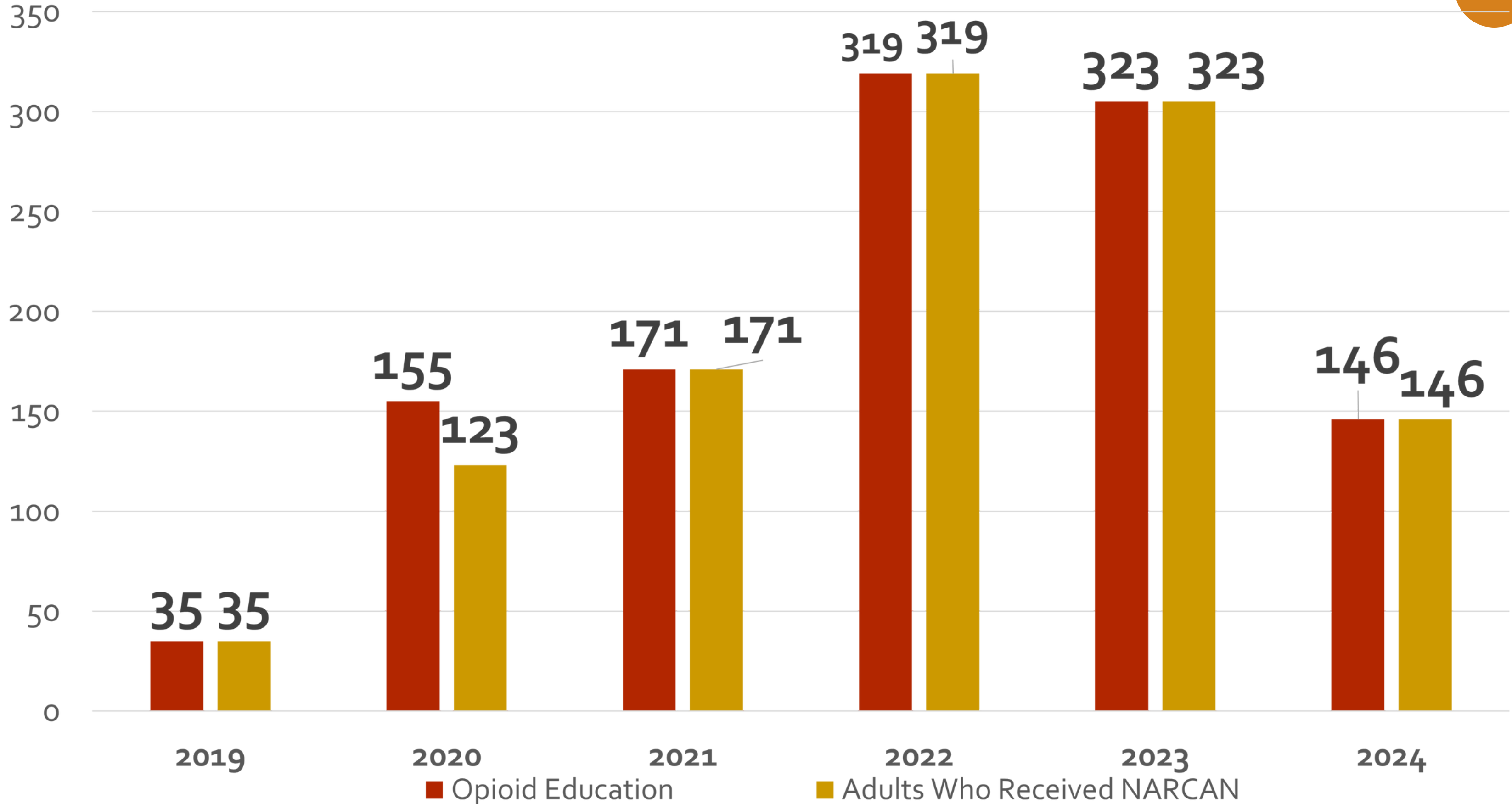
According to the FY23 SC County-Level Profiles on Substance Use-Related Indicators Rank 1 - 46 = worst to best:

Fairfield ranked **1st** and worst county in the state for *EMS Naloxone Administrations* for the last four (4) years. There was no change in ranking since 2022 for *Opioid Prescriptions Dispensed* at **42nd** and *overall Opioid Domain* at **23rd** for 2023. However, the *Opioid-Involved Overdose Deaths* got slightly worst from **39th** in 2022 to **36th** in 2023 by 47.18%. Considerable improvement was made with *Opioid-Related Hospitalizations* from **6th** in 2022 to **13th** in 2023 though still on the worst end of the spectrum.

	EMS Naloxone Administrations	Opioid Prescriptions Dispensed	Opioid-Involved Overdose Deaths	Opioid Hospitalizations	Opioid Domain
2020	1 st	22 nd	30 th	21 st	16 th
2021	1 st	43 rd	10 th	15 th	10 th
2022	1 st	42 nd	39 th	6 th	23 rd
2023	1 st	42 nd	36 th (47.18% increase than prior year)	13 th	23 rd

Narcan Distribution and Training

Opioid Education & Narcan Distribution Training

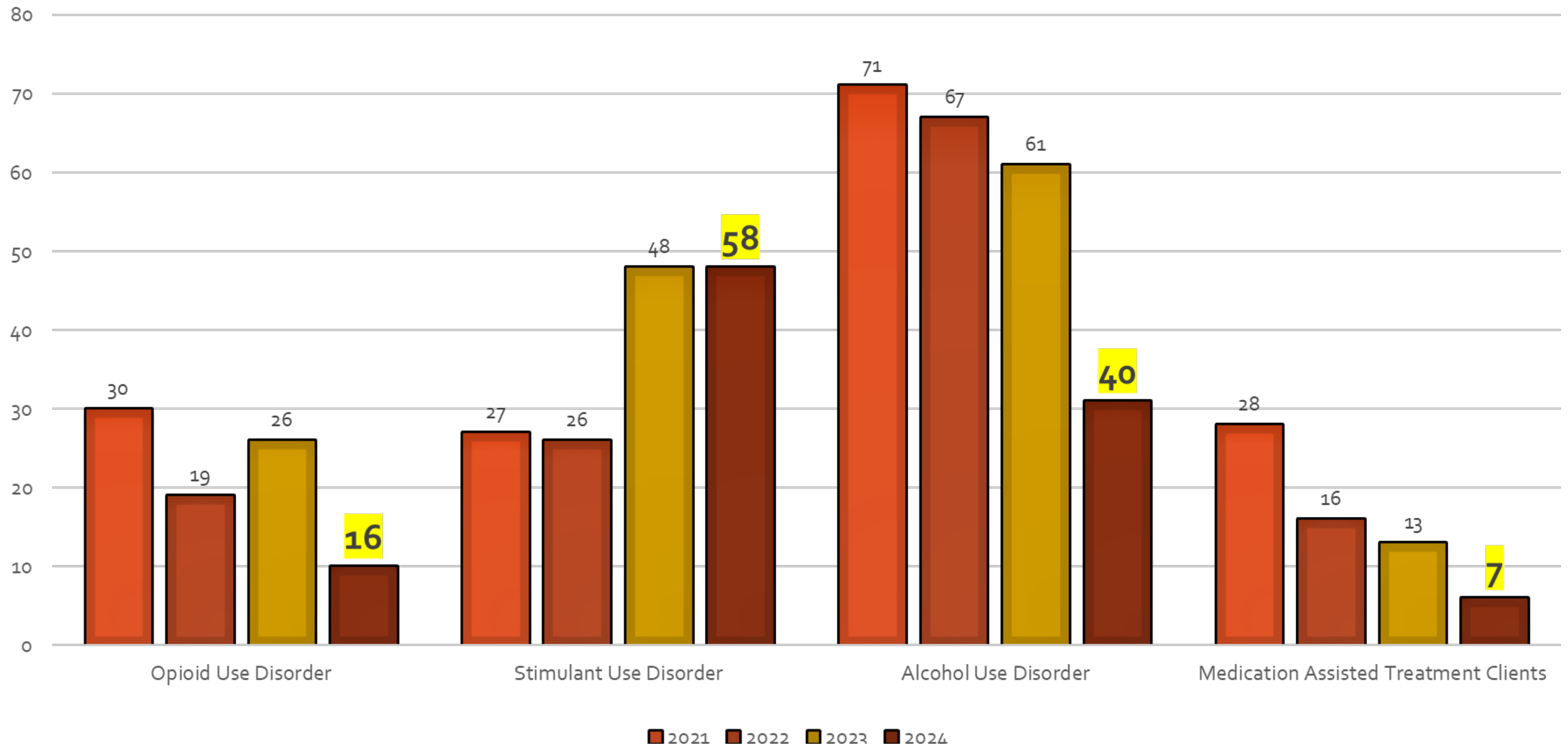


What Do We Know?

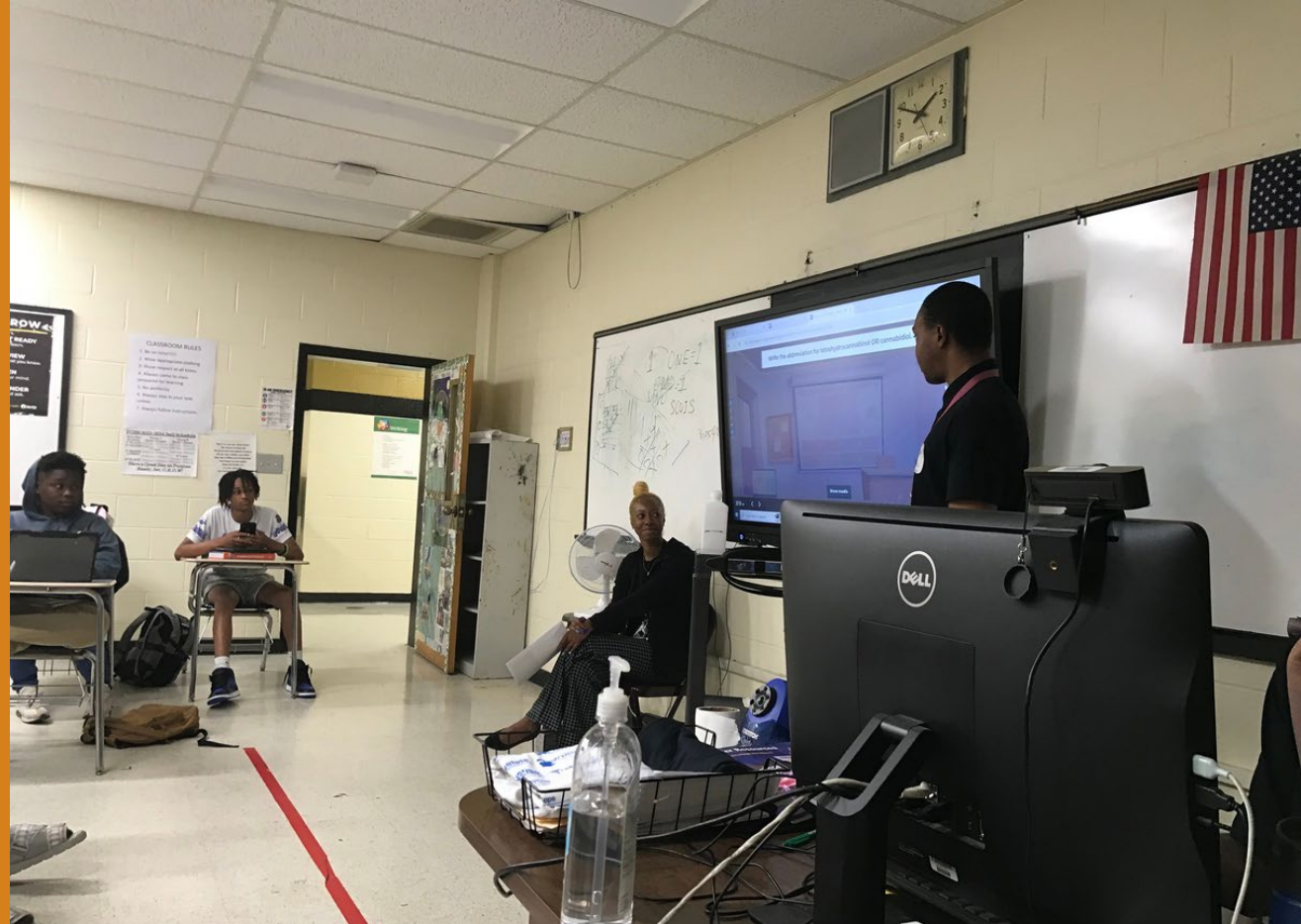

SC Communities That Care (CTC) 2022 Survey – Fairfield County
(847, 7th – 12th grade students from public, charter and private
schools)

- 76.4% reported *never* using alcohol.....23.6% did use
- 94.5% ...cigarettes5.5% did use
- 84.2% ...marijuana.....15.8% did use
- 96.0% ...prescription pain relievers.....4.0% did use
- 9.6% ... heroin or fentanyl.....1.4% did use
- 99.6% (377) ... cocaine0.4% do
- 91.7% ...vapes.....8.3% did use


Treatment Admission for FBHS



Prevention Programs



Prevention Programs Cont.



Narcan Vending Machine and Care Packages



Prescription Drug Take Backs



Kicking Opioids Out Of Fairfield





**FAIRFIELD OPIOID
RESPONSE TEAM**
SAVING LIVES

Thank You!

**STAY UP TO DATE WITH FORT
THROUGH THE FOLLOWING:**



Telephone
(803) 635 -2335



Website
<https://fairfieldbhs.org>



Facebook
[facebook.com/FairfieldBehavioralHealth](https://www.facebook.com/FairfieldBehavioralHealth)



Address
178 US Hwy 321 Bypass North