

Outcome Data as of 12/31/23

Fairfield Opioid Response Team



*4 out of 5 heroin users started
with prescription (Rx) pain pills*

*1 in 4 people who are prescribed
opioids struggle with addiction*



www.justplainkillers.com

*Opioid dependency can
develop in Just 3 days*

*1 in 4 teens has
misused or abused*

Collectively reducing the impact of opioid overdoses/deaths and stimulant use/abuse in Fairfield County

Department of Alcohol and Other Drug Abuse Services (DAODAS)

Fairfield Behavioral Health Services (FBHS)

Fairfield County Sheriff's Office

Winnsboro Public Safety

Emergency Management 911

Emergency Medical Services (EMS)

Fairfield County Coroner's Office


Fairfield County Fire Department

Fairfield County Detention Center

Fairfield Forward Coalition

Fairfield County Council & Administration

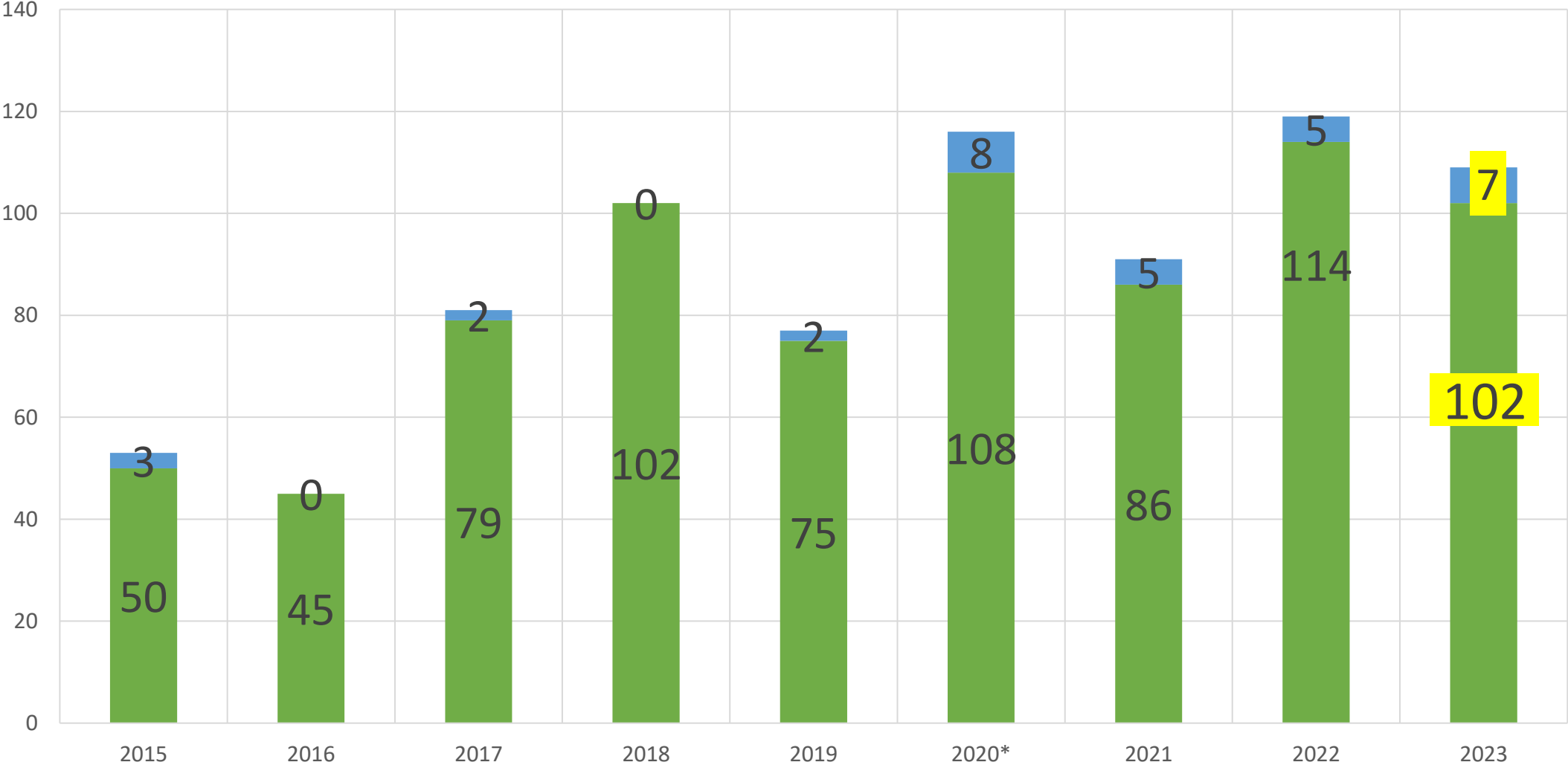
South Carolina Opioid Recovery Fund



| | 2021 | 2022 | 2023 |
|-------------------------------------|------------------------|----------------------------------|------------------------------|
| Opioid/Stimulant Overdose Reversals | 86 | 114 | 102 (10% less) |
| Opioid/Stimulant Deaths | 5 | 5 | 7 (40% increase) |
| Opioid/Stimulant Arrests | 24 | 122 | 35 (71% less) |
| Drug Seizures | 751.87 g & 179.5 pills | 784.31 g, 599.5 pills, & 1 fl oz | 311.66g, 42 pills (60% less) |
| Total RX collections | 211 lbs. | 111 lbs. | 307 lbs. (176% more) |
| Total RX take backs @ events | 33 people | 54 people | 36 (33%) |

| Drug | 2021 Drug Seizures | | 2022 Drug Seizures | | | 2023 Drug Seizures <i>Last updated 9/21/23</i> | |
|-----------------|--------------------|-------------|--------------------|-------------|-------|---|-------------|
| | Weight (g) | Pill Dosage | Weight (g) | Pill Dosage | Fl Oz | Weight (g) | Pill Dosage |
| Cocaine | 57.74 | 0 | 42.7 | 0 | 0 | 32.3 | 0 |
| Crack | 10.5 | 0 | 93 | 0 | 0 | 85.44 | 0 |
| Ecstasy | 0 | 31 | 0 | 21 | | 3 | 8 |
| Suboxone | 0 | 7 | 0 | 0 | 0 | 0 | 0 |
| MDMA | 0 | 2 | 0 | 0 | 0 | 0 | 0 |
| OLN | 0 | 20 | 0 | 0 | 0 | 0 | 0 |
| Meth | 675.23 | 40 | 306.48 | 357 | 1 | 177.54 | 2 |
| Heroin | 6.1 | 0 | 189.75 | 6 | 0 | 0.5 | 0 |
| Oxycodone | 0 | 64 | 0 | 34 | 0 | 0 | 42 |
| Hydrocodone | 0 | 7 | 0 | 15 | 0 | 0 | 0 |
| Opium | 1 | 0 | 0 | 0 | 0 | 0 | 0 |
| Fentanyl | 1.3 | 1 | 152.38 | 118 | 0 | 5.38 | 0 |
| Benzodiazepines | 0 | 0 | 0 | 41.5 | 0 | 7 | 0 |
| Barbiturates | 0 | 5 | 0 | 5 | 0 | 0 | 0 |
| Buprenorphine | 0 | 2.5 | 0 | 0 | 0 | 0 | 0 |
| Xanax | 0 | 0 | 0 | 2 | 0 | 0 | 0 |
| | 751.87 gm. | 179.5 pills | 784.31 gm. | 599.5 pills | 1 oz. | 311.16 gm. | 42 pills |

Fairfield County EMS Opioid Overdose Reversals & Deaths

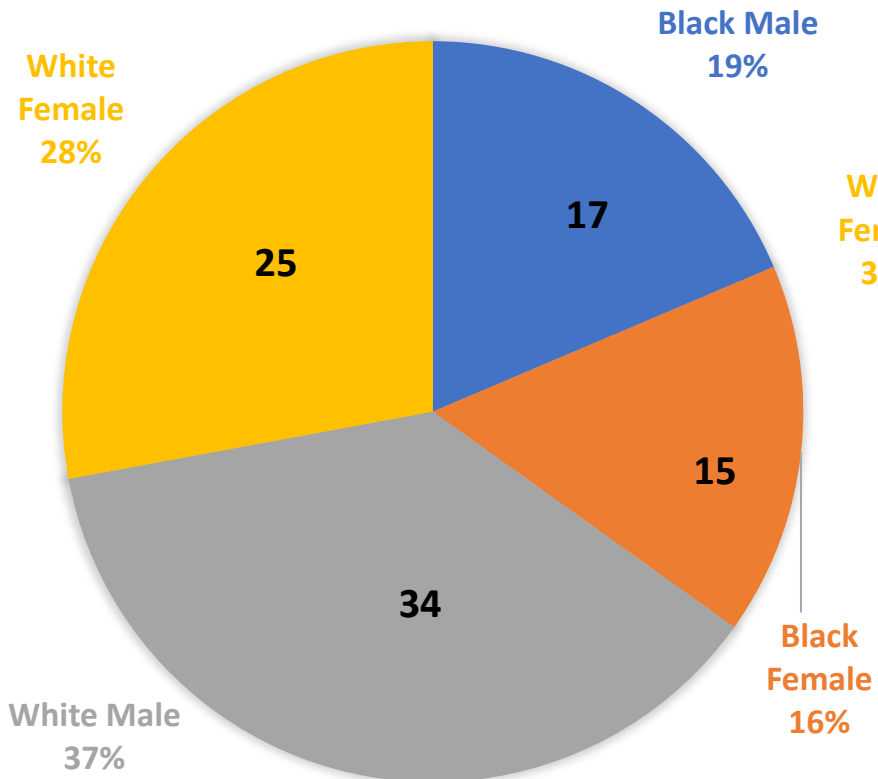


■ Fairfield County EMS Overdose Reversals

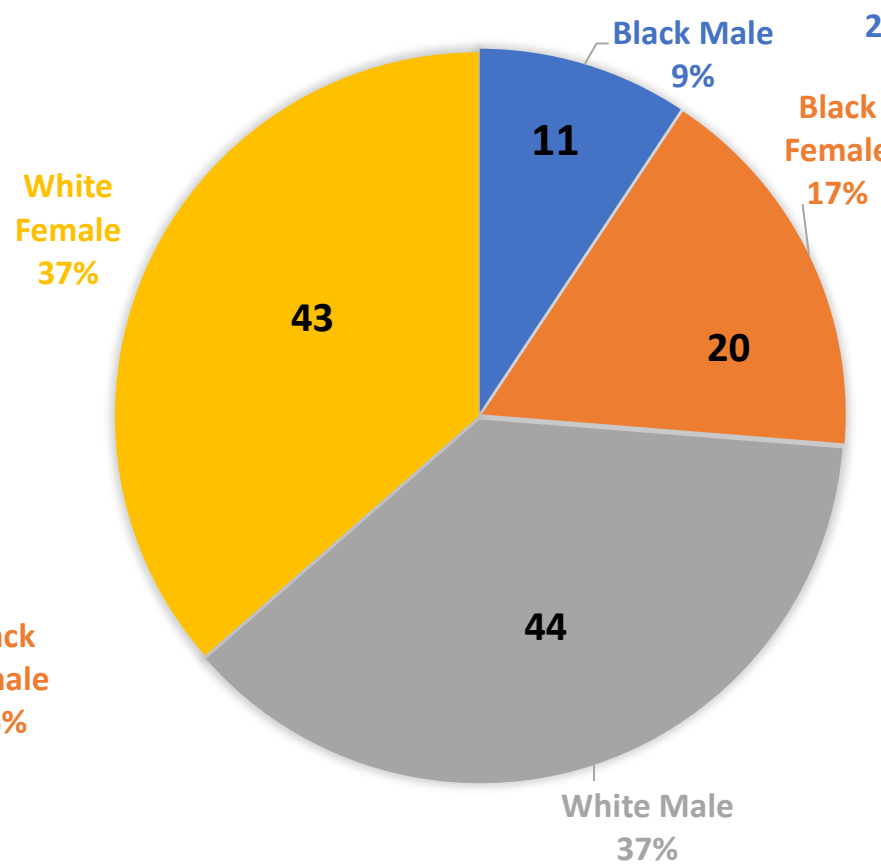
■ Overdose Deaths

a/o 12/31/23

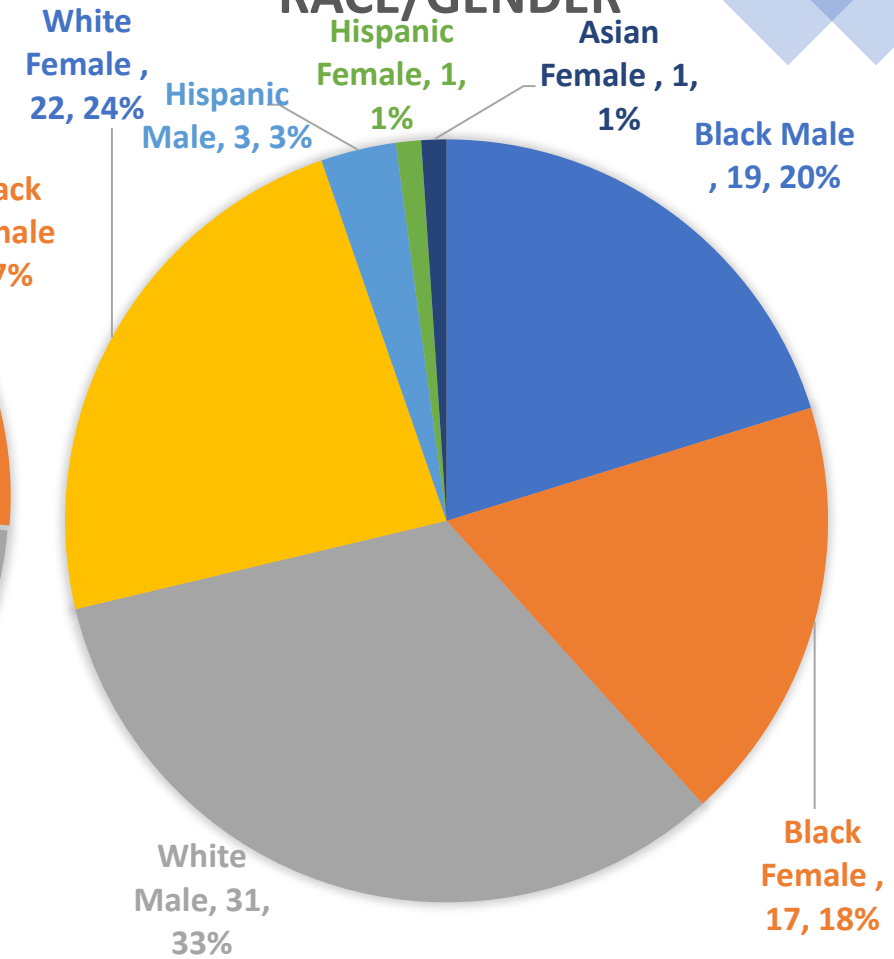
**2021 OVERDOSE BY RACE/
GENDER**



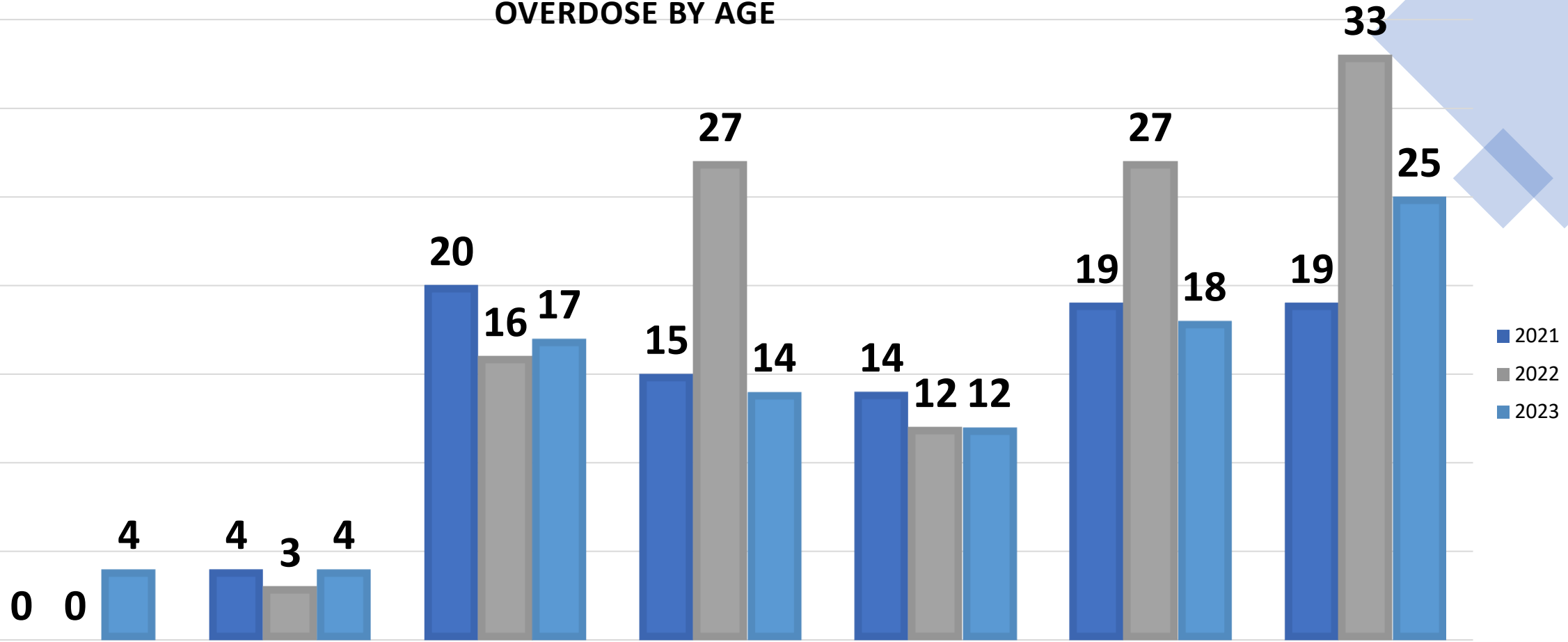
**2022 OVERDOSE BY
RACE/GENDER**



**2023 OVERDOSE BY
RACE/GENDER**

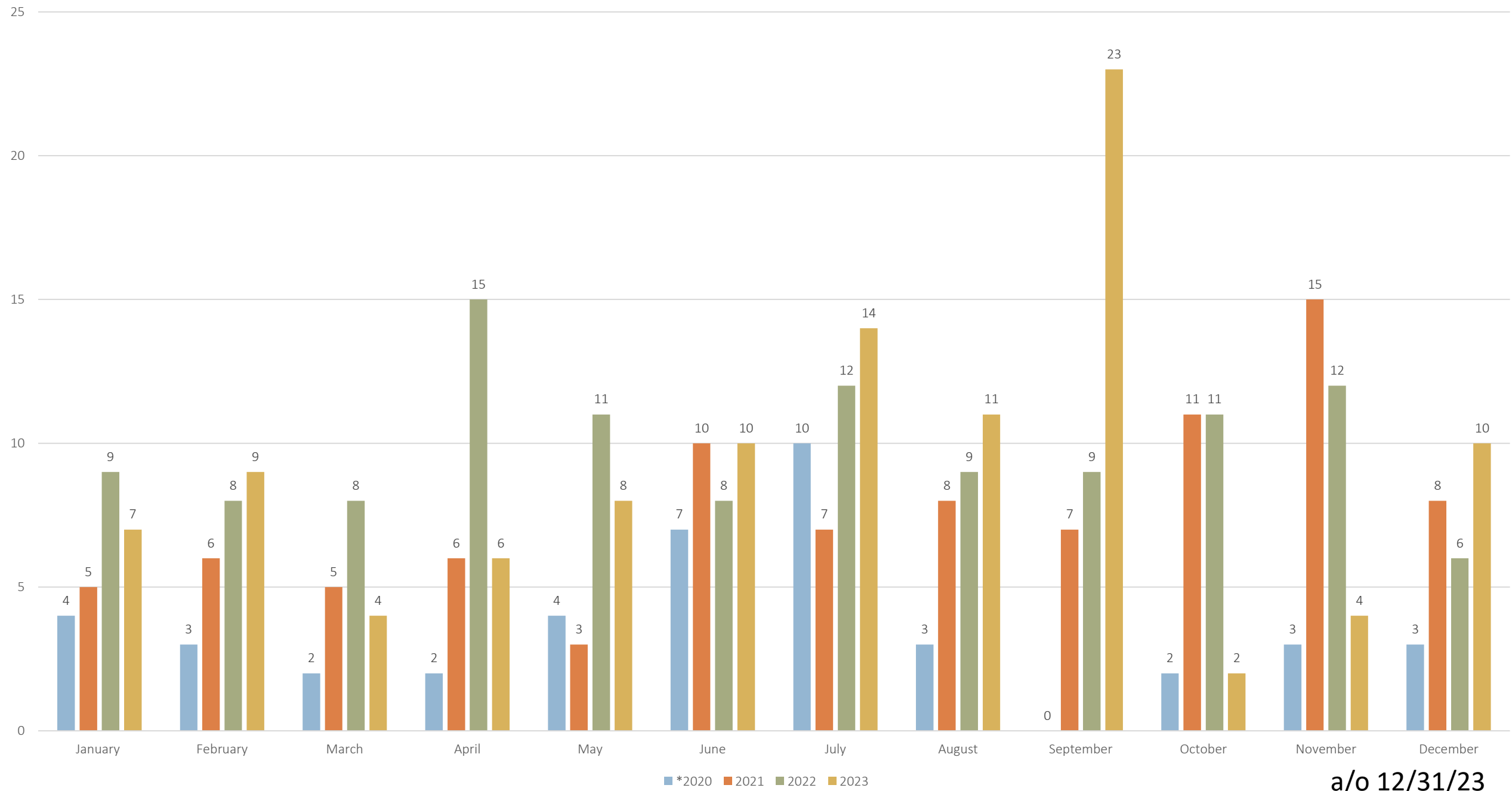


OVERDOSE BY AGE



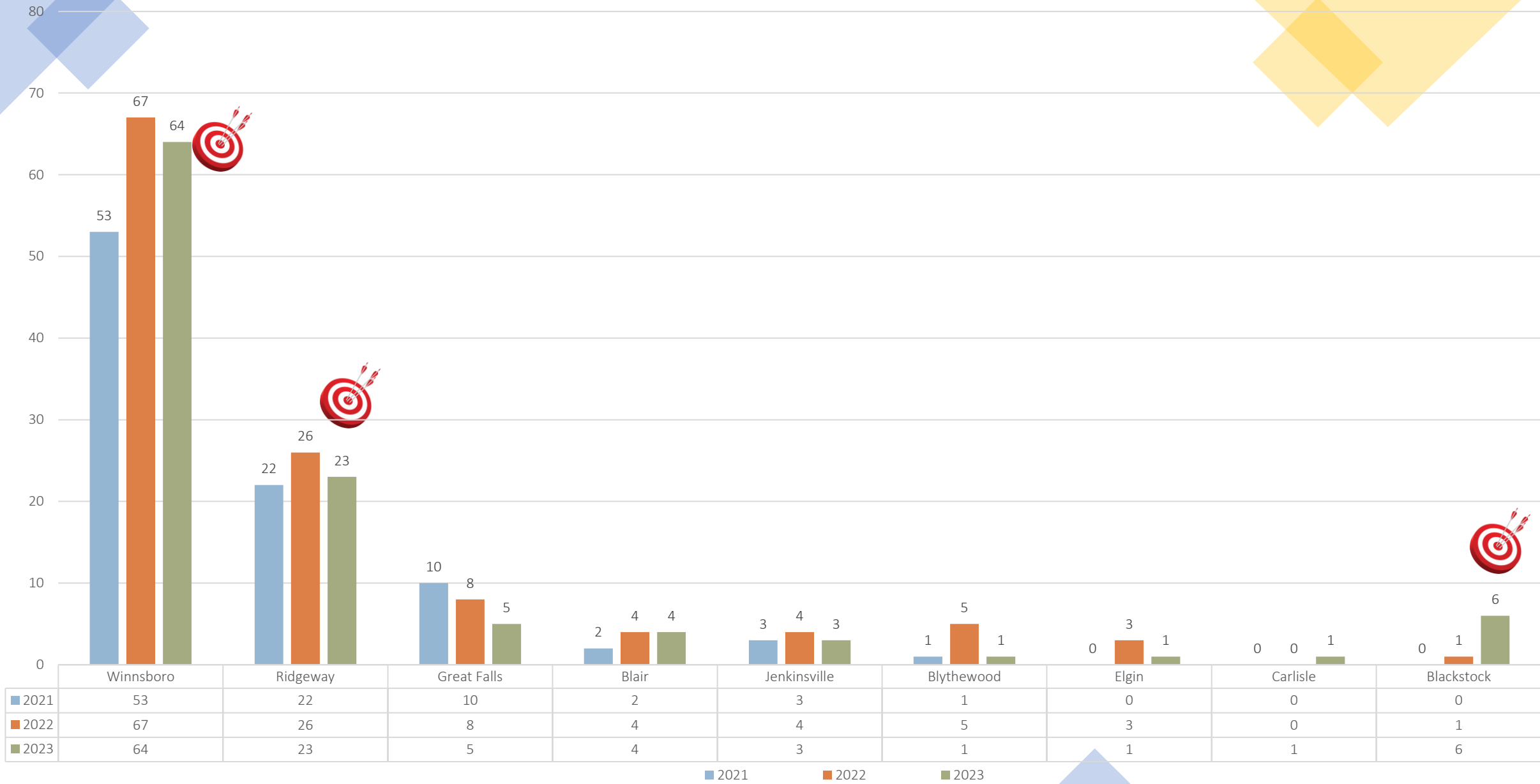
| | 0-17 | 18-24 | 25-34 | 35-44 | 45-54 | 55-64 | 65+ |
|-------------|--------------|--------------|----------------|----------------|----------------|----------------|----------------|
| 2021 | <u>0, 0%</u> | <u>4, 4%</u> | <u>20, 22%</u> | <u>15, 16%</u> | <u>14, 15%</u> | <u>19, 21%</u> | <u>19, 21%</u> |
| 2022 | <u>0, 0%</u> | <u>3, 3%</u> | <u>16, 14%</u> | <u>27, 23%</u> | <u>12, 10%</u> | <u>27, 23%</u> | <u>32, 27%</u> |
| 2023 | <u>4, 4%</u> | <u>4, 4%</u> | <u>17, 18%</u> | <u>14, 15%</u> | <u>12, 13%</u> | <u>18, 19%</u> | <u>25, 27%</u> |

Fairfield County EMS Overdose Reversals By Month

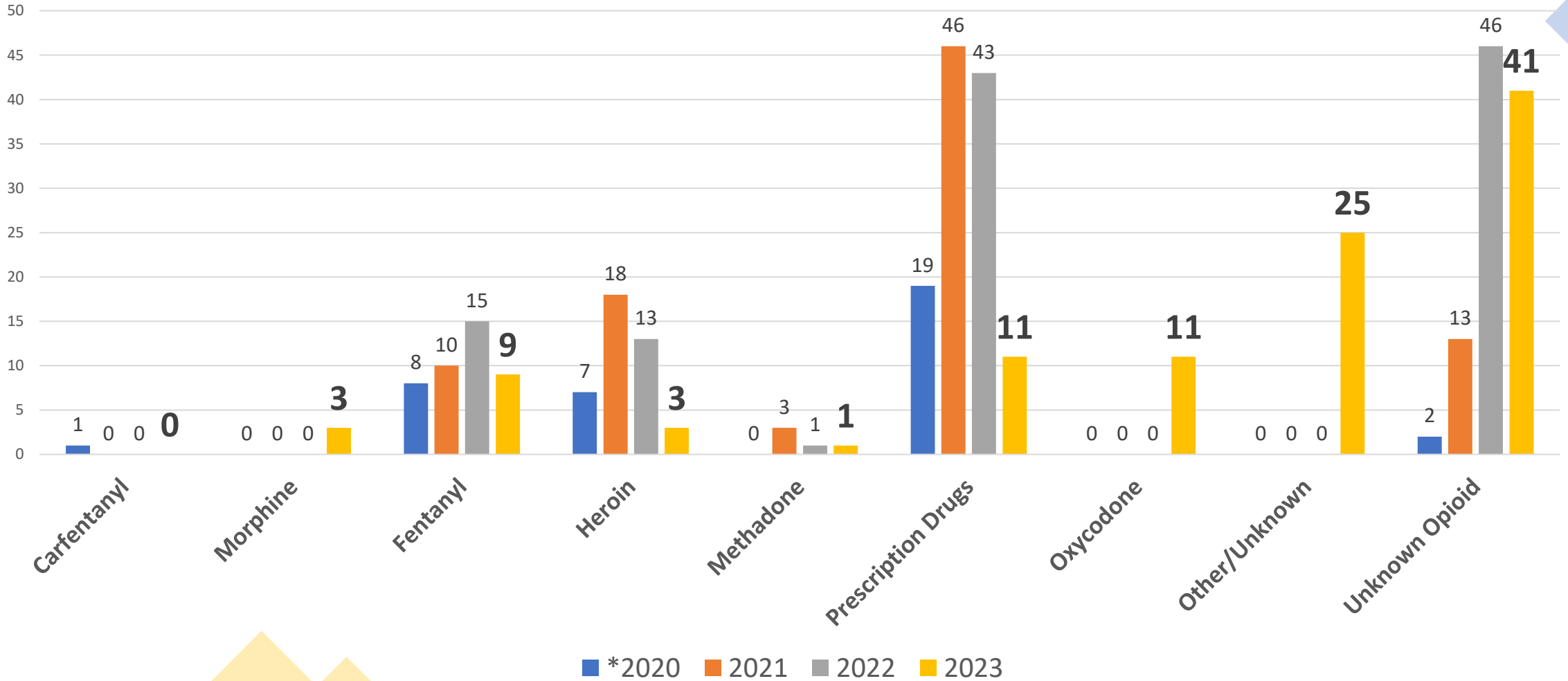


a/o 12/31/23

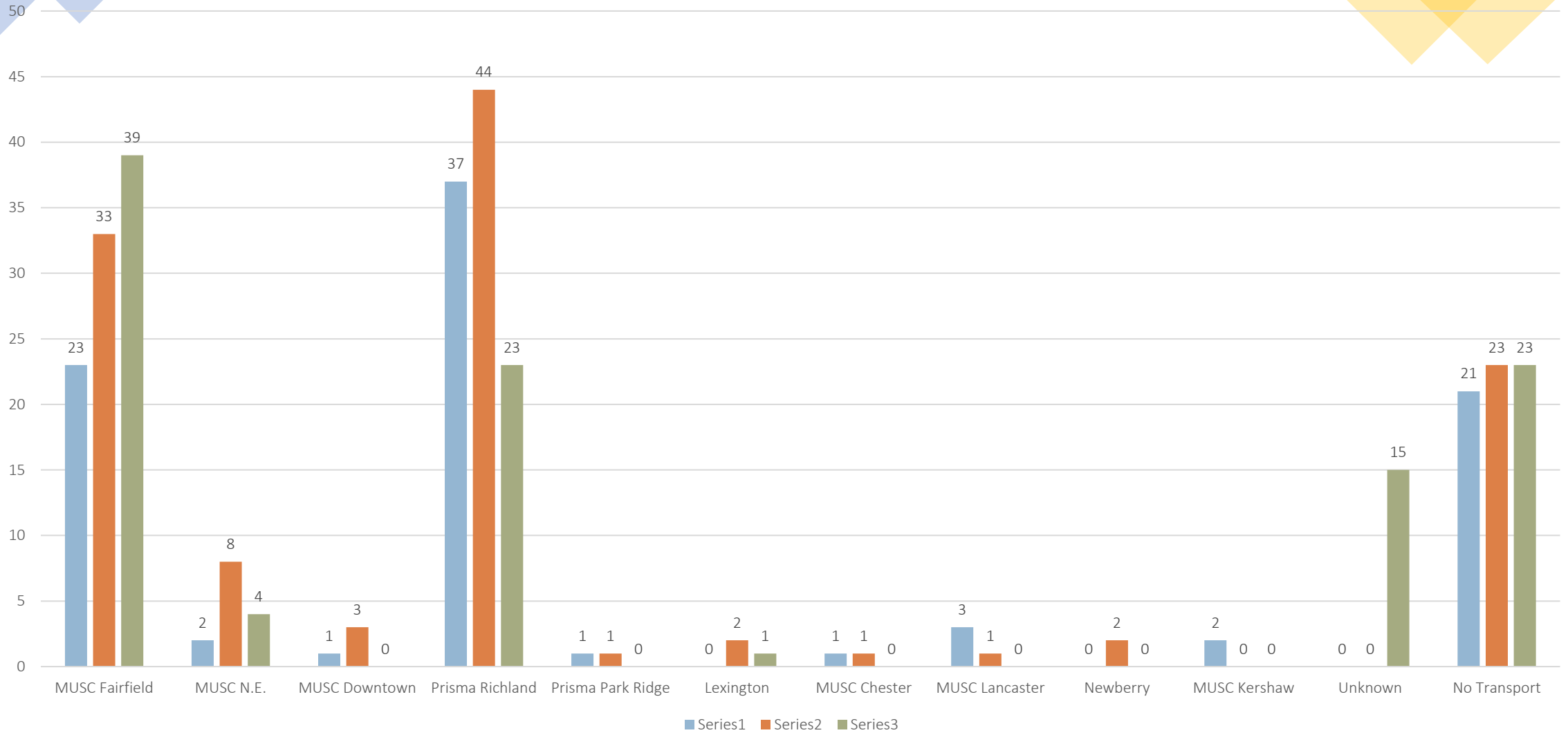
2021-2023 Overdose Locations



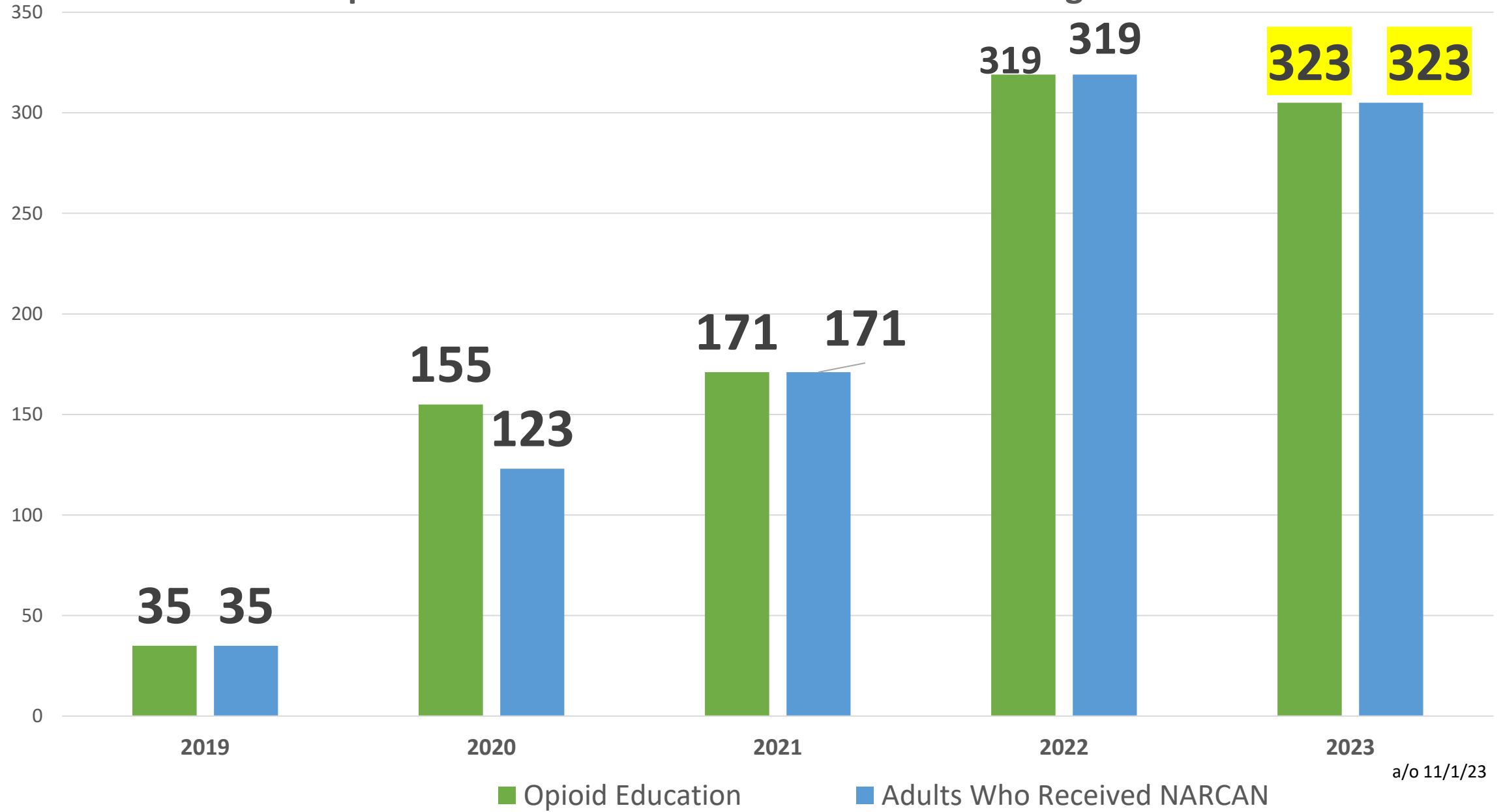
Fairfield Opioid Response Team 2020-2023 Primary Drugs Suspected in Overdoses



EMS Overdose Transport Location



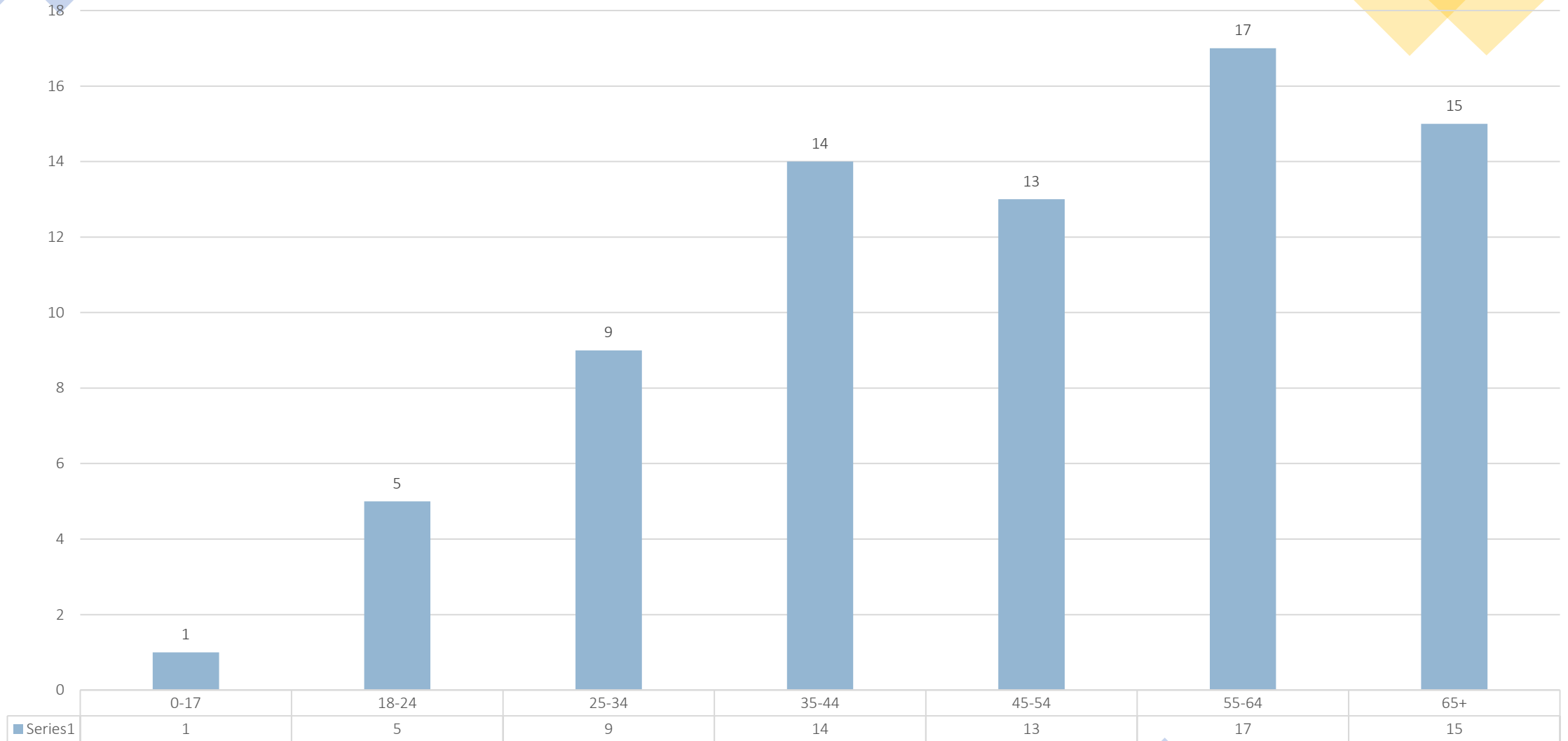
Opioid Education & Narcan Distribution Training



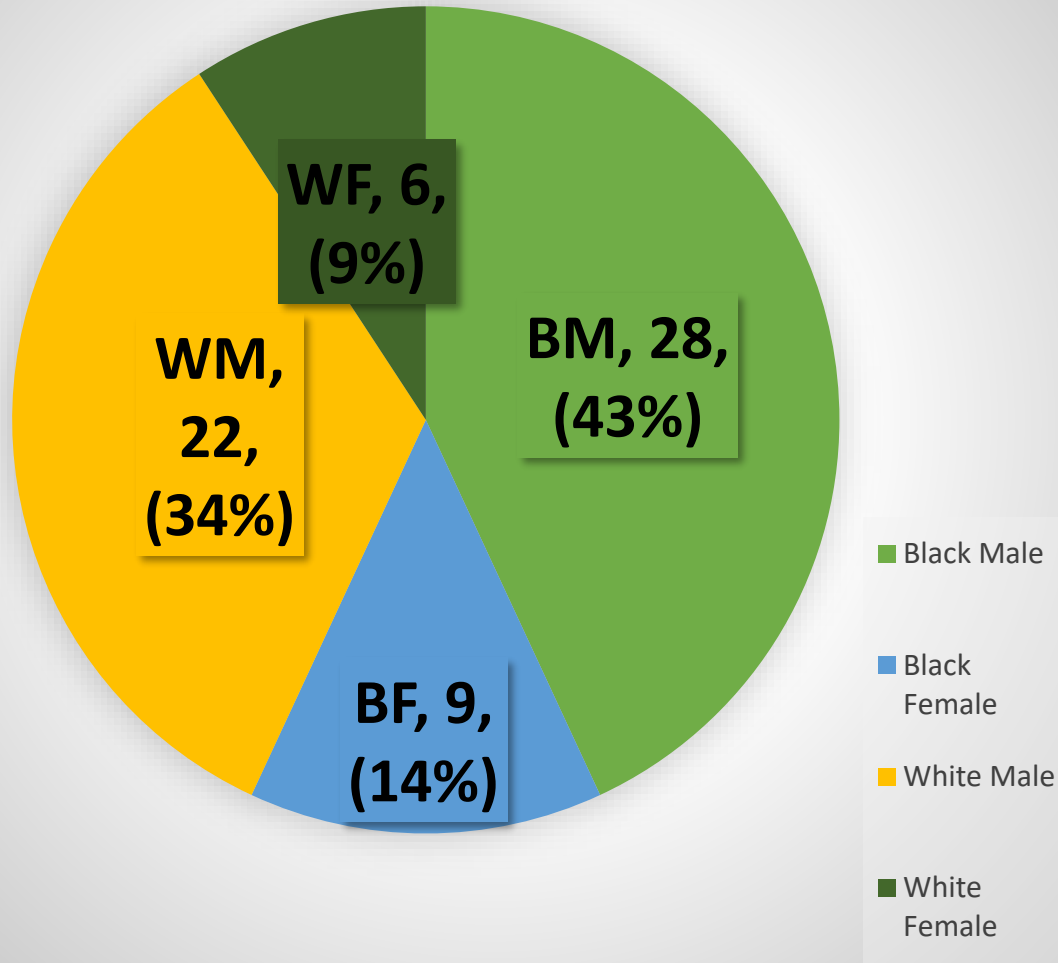
Alcohol-Related Data

| 2021 | | 2022 | | 2023 | |
|----------------------------------|----|----------------------------------|----|----------------------------------|----|
| Alcohol Arrest | 48 | Alcohol Arrest | 21 | Alcohol Arrest | 7 |
| Alcohol Death | 5 | Alcohol Death | 6 | Alcohol Death | 0 |
| Alcohol-Related Hospitalizations | 70 | Alcohol-Related Hospitalizations | 62 | Alcohol-Related Hospitalizations | 24 |
| Alcohol-Related EMS Calls | 84 | Alcohol-Related EMS Calls | 68 | Alcohol-Related EMS Calls | 74 |

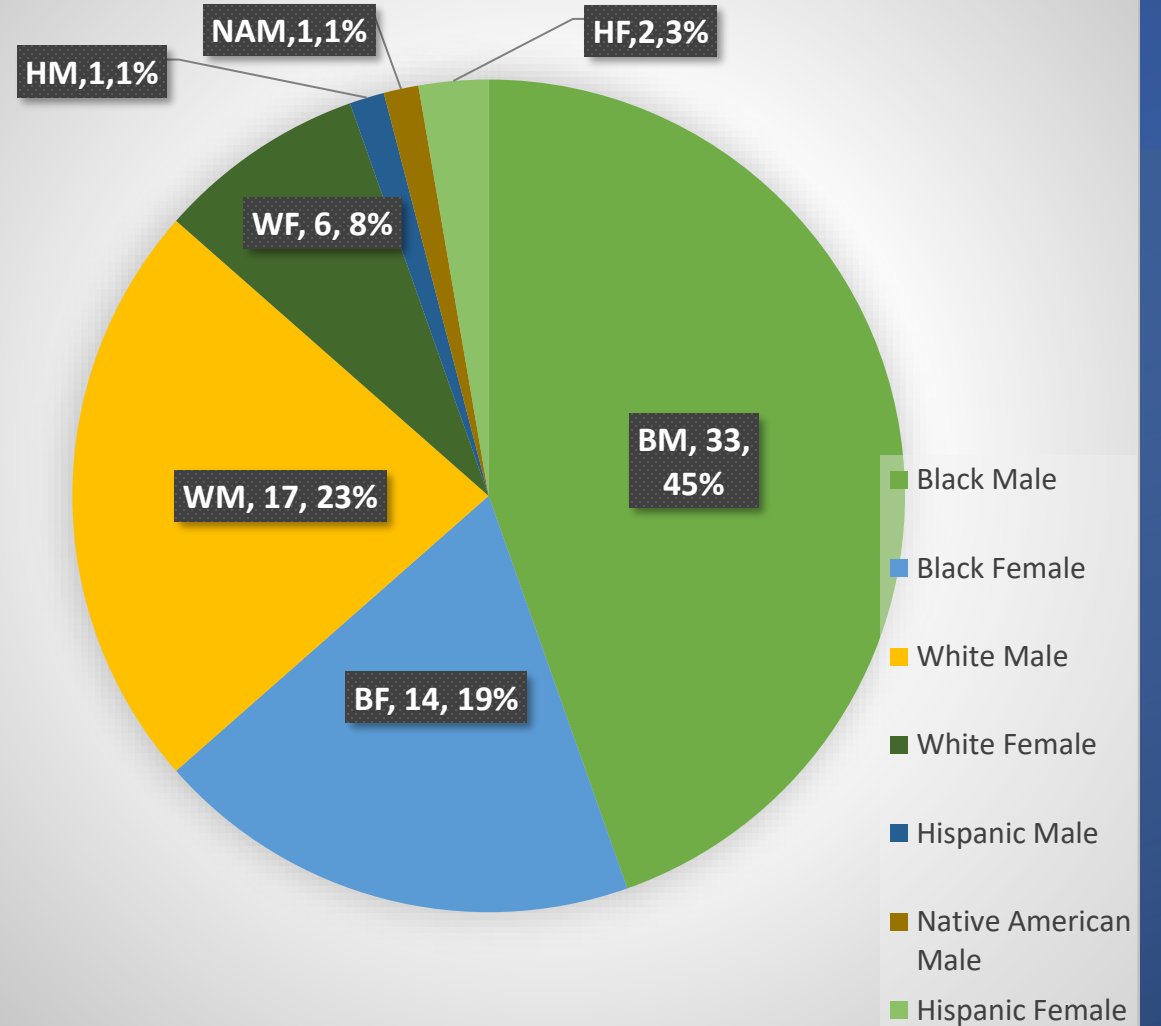
2023 EMS Alcohol Data by Age



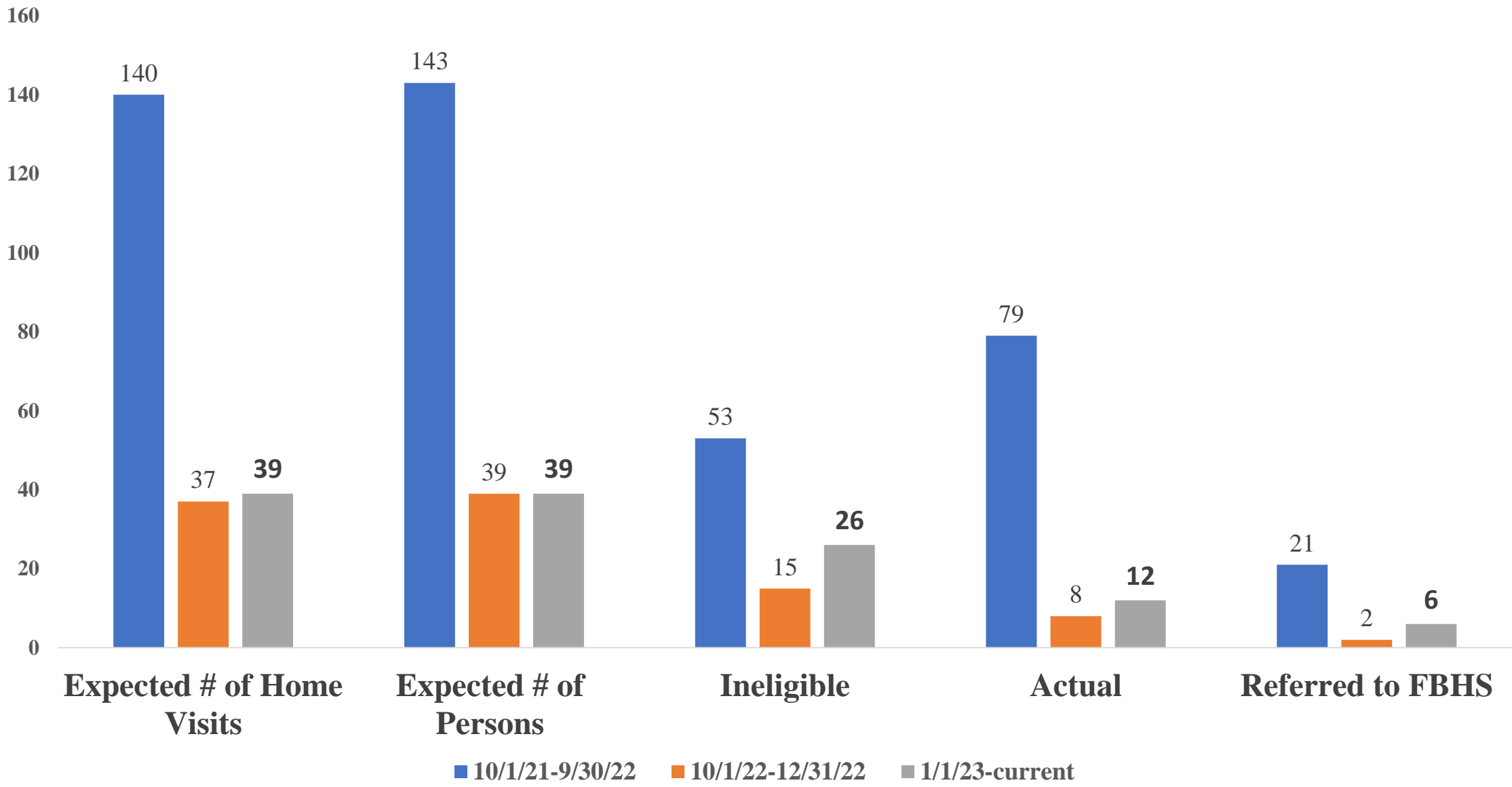
2022 EMS Alcohol Data Demographics



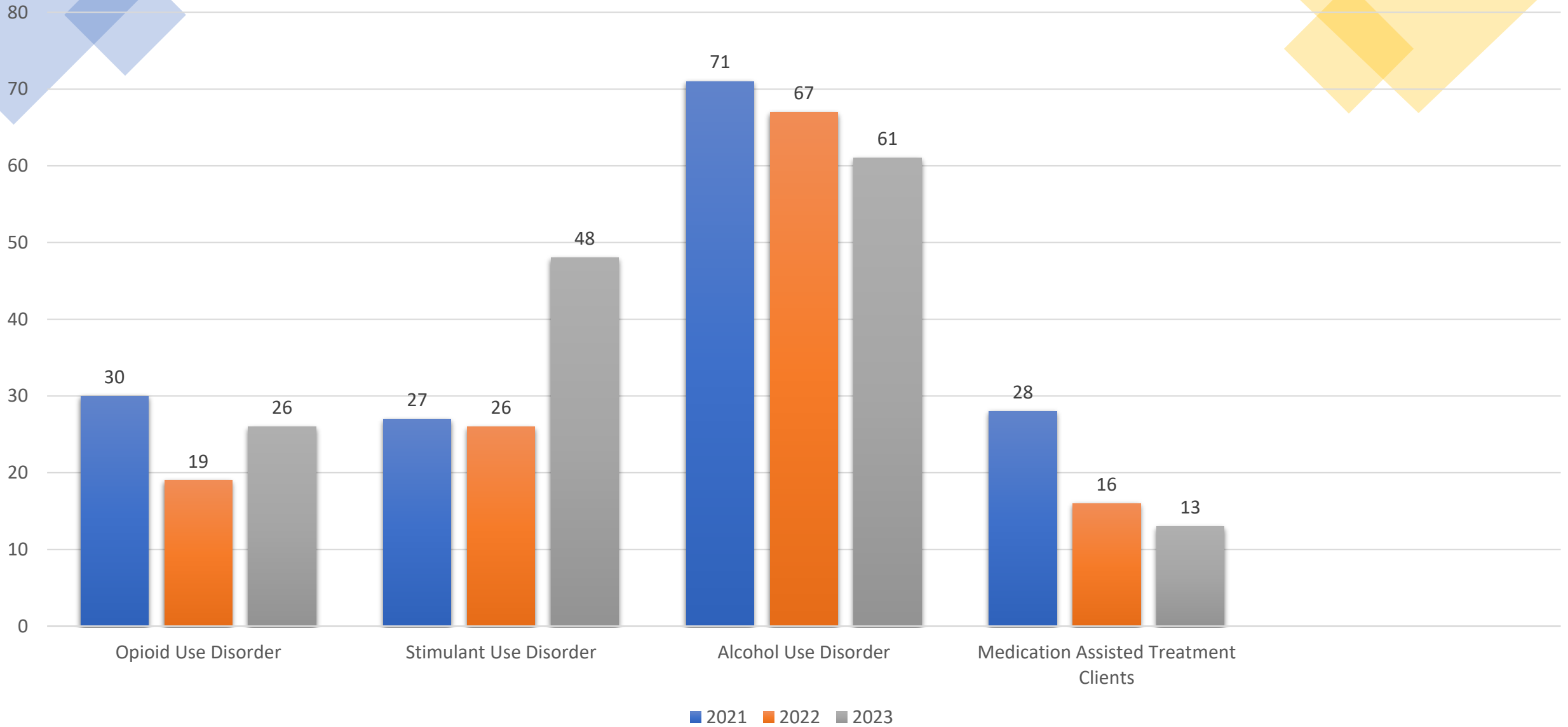
2023 EMS Alcohol Data Demographics



Fairfield Community Outreach Paramedicine Education (COPE) Program



Substance Use Treatment Admissions at FBHS



SC Opioid Recovery Fund

1/1/23-current

| | | |
|--|---|-------------|
| GOAL 1: To increase the capacity of the Fairfield Opioid Response Team to identify problem areas related to opioids and stimulants in Fairfield County. | | |
| Objective 1: By 12/31/23 the Team will use the Overdose Detective Mapping Application Program (ODMAP) to identify 3 hot spots for opioid/stimulant prevention for 2023. | Winnsboro- 64;58% Ridgeway- 23; 21% Blackstock- 6; 5% | 100% |
| GOAL 2: To reduce opioid/stimulant use and impact in Fairfield County. | | |
| Objective 1: The team will conduct 75 COPE home visits with opioid overdose survivors by 12/31/23 | The Team completed 4 COPE Run <i>conducting 10 visits</i> on 8/16/2023 (4) individuals were contacted. Conducted 7 <i>visits on 9/12/2023</i> (2) individuals were contacted, <i>conducted 11 visits on 10/25/2023 and</i> (3) individuals were contacted. Conducted 11 visits on <i>11/20/2023</i> (3) individuals were contacted. A total of 39 visits have been conducted. | 52% |
| Objective 2: By 12/31/23, the Team will conduct 5 RX drug take-back events targeting identified take-back businesses and schools. | The team conducted 1 take back on 4/22/23-Blair Day; 1 take back at FCSD Convocation; 1 take back at Back to School Bash; 1 take back at Fairfield Central High; and 1 Take Back at Richard Winn Academy, a total of 5. | 100% |
| Objective 3: The team and COPE will document 30 referrals/warm hand-offs to FBHS for treatment of opioid or stimulant use by 12/31/23 | The COPE Run resulted in 6 clients making appointments at FBHS. | 16% |
| Objective 4: The team will distribute 75 safe disposals and/or lock boxes to residents in Fairfield County by 12/31/23 | 100 lock boxes have been ordered; 20 were given to Hawthorne for distribution; 17 were distributed at Veterans Affairs; 61 at Blair Day (total 98); 50 at Blair Family and Friends Day. 50 distributed at Back to School Bash Total- 198 | 264% |
| GOAL 3: To improve outreach and marketing efforts for opioid/stimulant use and impact in Fairfield County. | | |
| Objective 1: By 12/31/23. The team will distribute 3000 Opioid/Stimulant use and MAT literature to healthcare providers, first responders of the Fairfield Opioid Response Team, employers, door hangers for residents, etc. | Health-Related & First Responders - 605 General Public & Business- 2470 Total Literature- 4,288 | 142% |
| Objective 2: By 12/31/23, the Team will publish 6 advertisements via newspaper ads, articles, billboards, digital ads, Every Door Direct Mailing | 1. FORT Fights On! You Can Too! 2. Published in Post and Voice- 4/3 3. Narcan Vending Article- 4. Billboard renewed- 5/25 5. EDDM- 6/1 to 6/6 6. YOU Can TOO! 7/31 | 100% |
| Objective 3: By 12/31/23, the Team will coordinate one community social event that promotes drug-free, healthy families and social | We had 1 event at Fairfield Central High-public School and 1 event at Richard Winn Academy promoting drug-free, healthy families and social bonding. | 200% |